

Subletting Permission

How to Apply for Subletting Permission

1.Allottee will click on Apply button in front of Subletting Service

The screenshot shows a web browser window displaying the 'Service' details page on the SIIDCUL website. The page contains a table with the following columns: Name of Service, Action, Charges, and Estimated Time. The 'Subletting' service is highlighted with a red circle around its 'Apply' button.

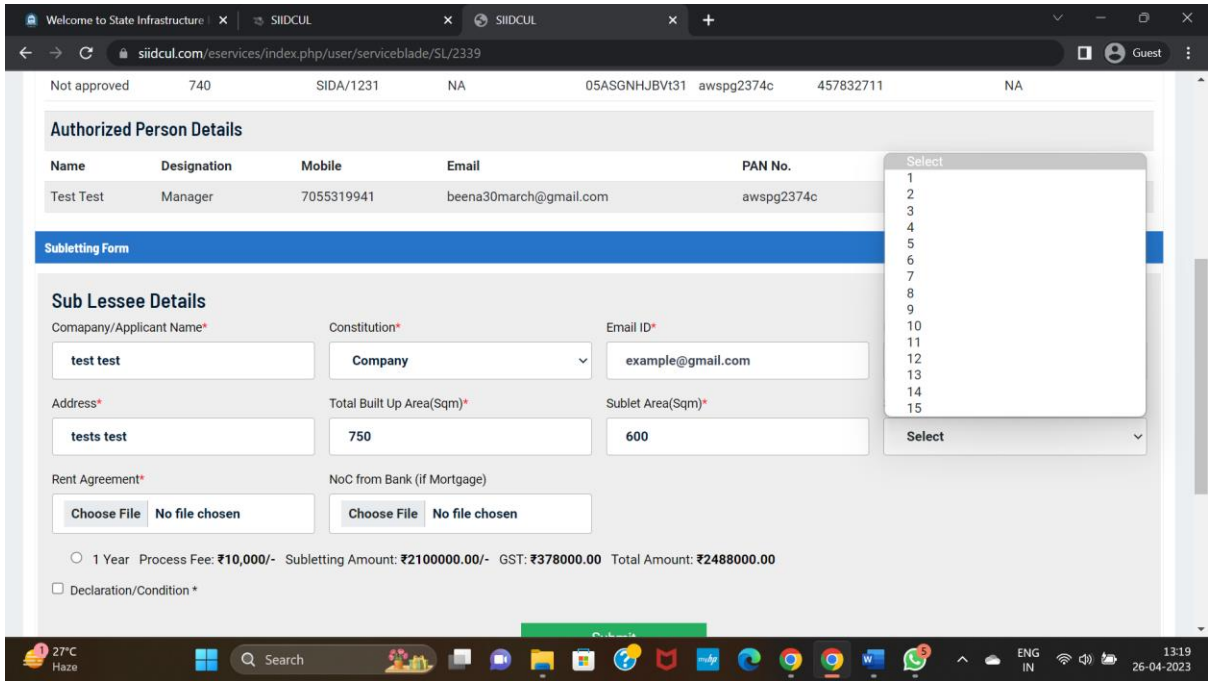
Name of Service	Action	Charges	Estimated Time
Plot Transfer	Apply	5%, 10%, 15% Levy will be applicable, Click here to More Details	Real Time
Reconstitution	Apply	As per Approval 5% or 15% would be Applicable	Real Time
Change In Company Name	Apply	Charges Nil Processing Fee as Applicable	Real Time
Change In Product	Apply	Charges Nil Processing Fee as Applicable	Real Time
Subletting	Apply	5% Per Sqm/per annum	Real Time
Surrender Of Plot	Apply	Nil	10 days
Mortgage Permission	Apply	Nil	Real Time
Water Connection	Apply	Rs.0.30 per sq.mt.per month	Real Time
Time Extension	Apply	1st year time extension 10% of the total land premium @current base rate. 2nd year of time extension 10% of the total land premium @current base rate. Click here to More Details	Real Time

2.Subletting permission form will open. Allottee will fill the sublessee details.

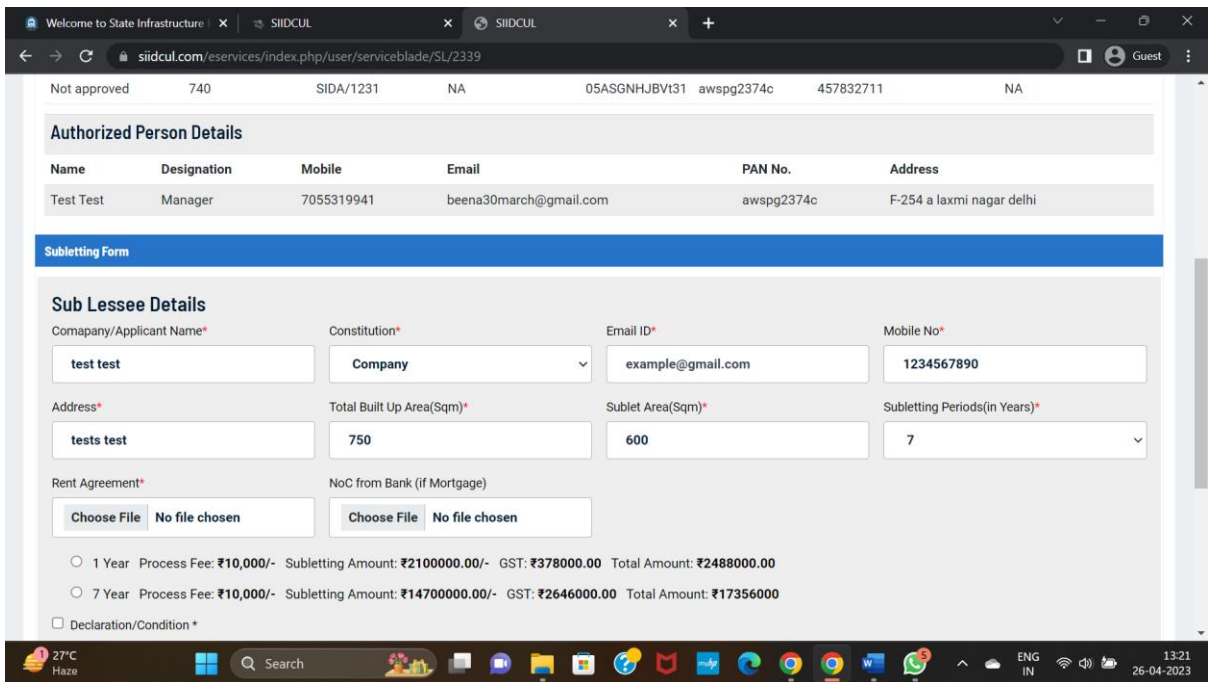
The screenshot shows the 'Subletting Form' on the SIIDCUL website. The form is divided into several sections:

- Authorized Person Details:** A table with columns for Name, Designation, Mobile, Email, PAN No., and Address. The entry shows 'Test Test' as Manager with mobile number 7055319941 and email beena30march@gmail.com.
- Sub Lessee Details:** A form with fields for Company/Applicant Name, Constitution (dropdown), Email ID (example@gmail.com), Mobile No. (Enter Contact Number), Address, Total Built Up Area (Sqm) (0), Sublet Area (Sqm) (0), and Subletting Periods (in Years) (dropdown menu).
- Rent Agreement and NoC from Bank:** Two sections with 'Choose File' and 'No file chosen' buttons.
- Declaration/Condition:** A checkbox labeled 'Declaration/Condition *'.
- Submit:** A green button at the bottom of the form.

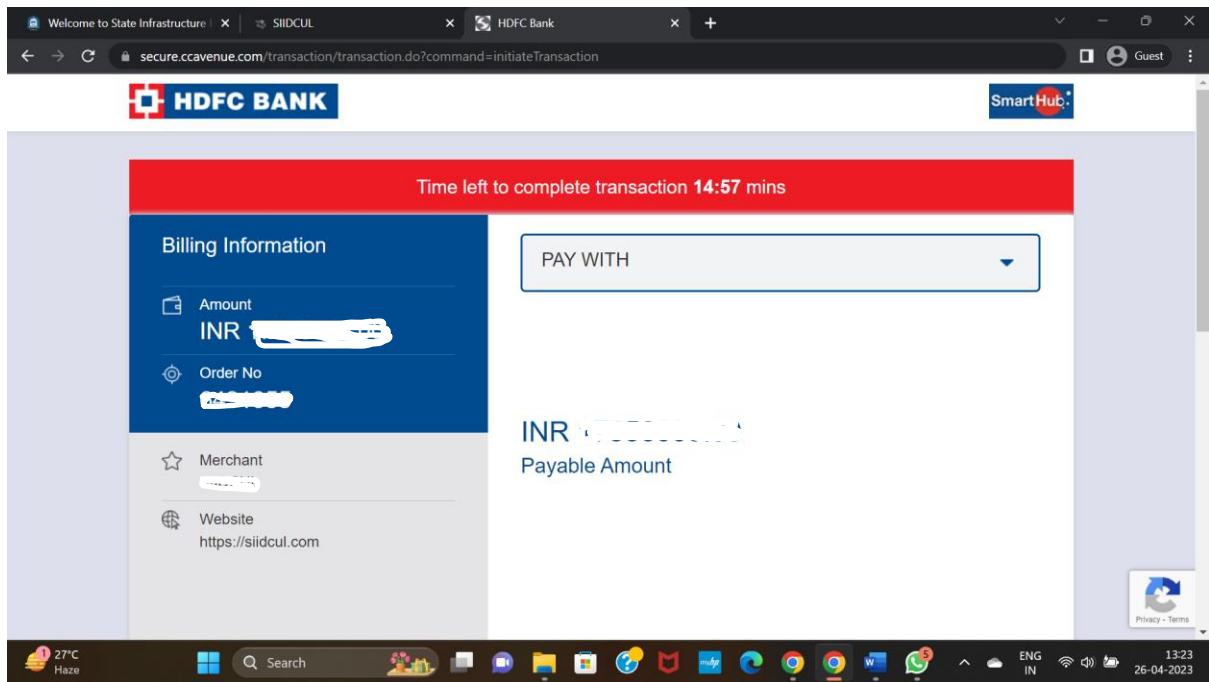
3.Select the Subletting Period. On the basis of details provided subletting charges will be calculated automatically by the system.



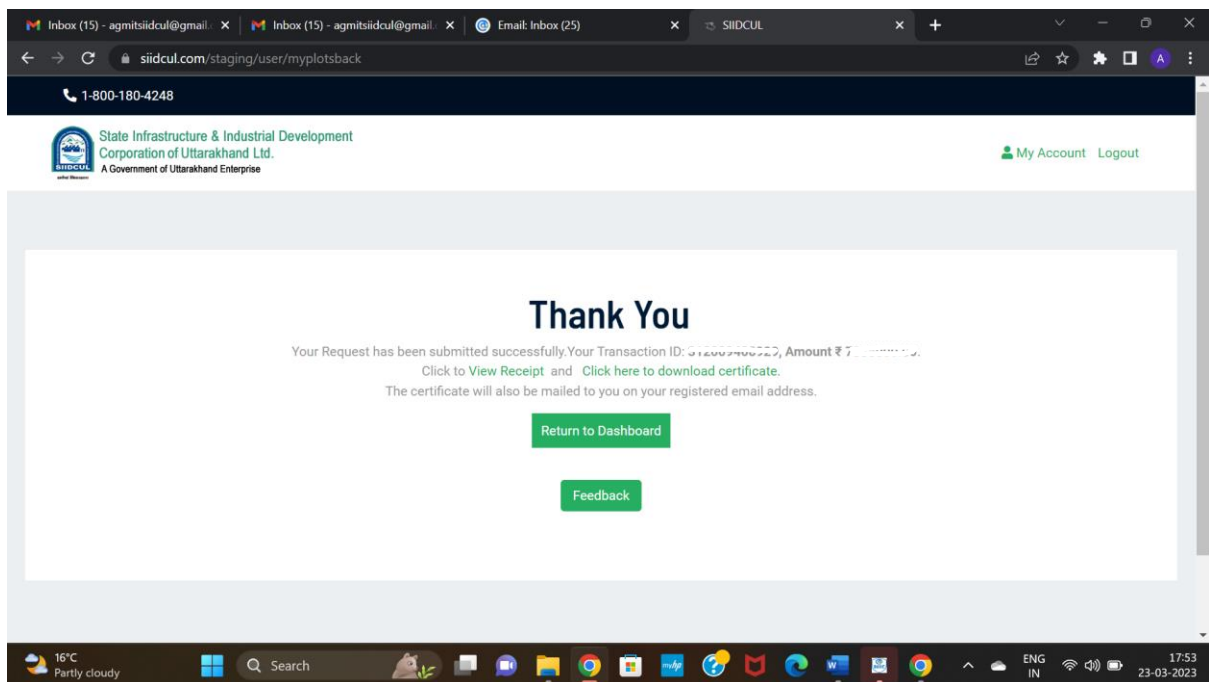
4. Allottee will get two options for payment. Allottee will select any option. click on Declaration and submit the application.



5. It will redirect to payment gateway page.



6. On successful payment, Permission letter and Payment receipt will be generated automatically.



System Validations for Subletting Service:

1. Lease Deed and Possession date is mandatory.
2. Allottee has to clear all the dues till the date of applying service

Processing Fees Calculation:

Rs. 10,000(Including GST)

Subletting charges Calculation:

Subletting charges = {(Plot area * current base rate) *5%} * Sublet Area / built-up area

Checklist of Documents:

1. Rent Agreement
2. NOC for Mortgage (If any)